SAY12 1000W/1500W/2000W伺服電機 單軸/1-axis

軌道內嵌 Built-in Guideway | 螺桿驅動 Ball Screw Drive





此圖僅供參考，出貨規格詳見尺寸圖面
The picture is just for the reference. Please check the the actual dimensions on the drawing.

最大行程 Maximum Stroke 800mm | 最高速度 Maximum Speed 333mm/s | 馬達容量 Motor Output 1000W/1500W/2000W | 滾珠螺桿 Ball Screw ⌀25mm

基本仕樣 Specification

規格 Spec	位置重複精度 Repeatability (mm)		±0.01	
	螺桿導程 Ball Screw Lead (mm)		5	10
	最高速度 Maximum Speed (mm/s)		166	333
	最大可搬重量 Maximum Payload	水平使用 Horizontal (kg) (註1)	408/612/816	204/305/408
		垂直使用 Vertical (kg)	102/153/204	51/76/102
	定格推力 Rated Thrust (N)		5100/7650/10200	2550/3820/5100
	標準行程 Stroke Pitch (mm)		50-800mm/50間隔 50 mm Pitch	
部品 Parts	AC伺服馬達容量 AC Servo Motor Output (W)		1000/1500/2000	
	滾珠螺桿外徑 Ball Screw Ø (mm)		C7 ϕ 25	
	連軸器 Coupling (mm)		17X24/22 (註2)	
	原點感應器 Home Sensor	外掛 Outside	兩線制	

※馬達加減速設定0.2秒。
Acceleration and deacceleration value is set 0.2 second.
註1:此荷重條件外部需搭配輔助滑軌以承受徑向負載。
When the stroke is over 300mm, the run-out of the ballscrew will occur.
註2:使用三菱1000W/15000W時，馬達軸心為φ24，其他品牌為φ22。
When using Mitsubishi 1000W/15000W, the motor shaft is φ24, other brands are φ22.

感應器接線圖<原點極端點> Sensor Layout

一般性負載：如繼電器或其它之電阻性負載
General load : Such as relay or other resistive load

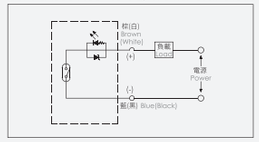

可程式控制器接線圖
Programmable controller connection diagram

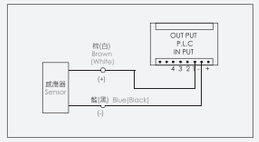

出力桿的防止迴轉精度 Anti-rotating Accuracy of Rod

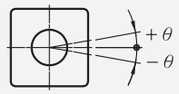

防止迴轉精度 θ Anti-rotating accuracy
±0°

※使用時請避免活塞桿承受迴轉扭力，因為有可能會造成防轉塊變形，導致自動開關反應異常，內部滑軌變形，進而造成增加作動阻抗。
Avoid using the electric actuator in such a way that rotational torque would be applied to the piston rod. This may cause deformation of the Anti-rotating guide, abnormal responses of the auto switch, play in the internal guide or an increase in the sliding resistance.

搭配伺服馬達一覽表 Suitable Motor Brand

廠牌 Brand	馬達記號 Mark	煞車有無 Brake	馬達容量 Watt	電源電壓 AC-Voltage	伺服馬達型號 Motor Model	驅動器型號 Driver Model
三菱 Mitsubishi	M	無煞車(水平仕樣) No Brake (Horizontal Type)	1000	220	HG-SN102J-S100	MR-JE-100A
		有煞車(垂直仕樣) With Brake (Vertical Type)	1000	220	HG-SN102BJ-S100	
		無煞車(水平仕樣) No Brake (Horizontal Type)	1500	220	HG-SN152J-S100	MR-JE-200A
		有煞車(垂直仕樣) With Brake (Vertical Type)	1500	220	HG-SN152BJ-S100	
松下 Panasonic	P	無煞車(水平仕樣) No Brake (Horizontal Type)	1000	220	MDMF102L1G6M	MDDLN45SE
		有煞車(垂直仕樣) With Brake (Vertical Type)	1000	220	MDMF102L1H6M	
		無煞車(水平仕樣) No Brake (Horizontal Type)	1500	220	MDMF152L1G6	MDDLN55SE
		有煞車(垂直仕樣) With Brake (Vertical Type)	1500	220	MDMF152L1H6	
		無煞車(水平仕樣) No Brake (Horizontal Type)	2000	220	MDMF202L1G6	MDDLN83SE
		有煞車(垂直仕樣) With Brake (Vertical Type)	2000	220	MDMF202L1H6	
台達 Delta	T	無煞車(水平仕樣) No Brake (Horizontal Type)	1000	220	ECM-B3M-E21310RS1	ASD-B3-1021-L
		有煞車(垂直仕樣) With Brake (Vertical Type)	1000	220	ECM-B3M-E21310SS1	
		無煞車(水平仕樣) No Brake (Horizontal Type)	1500	220	ECM-B3M-E21315RS1	ASD-B3-1521-L
		有煞車(垂直仕樣) With Brake (Vertical Type)	1500	220	ECM-B3M-E21315SS1	
		無煞車(水平仕樣) No Brake (Horizontal Type)	2000	220	ECM-B3M-E21320RS1	ASD-B3-2023-L
		有煞車(垂直仕樣) With Brake (Vertical Type)	2000	220	ECM-B3M-E21320SS1	

型號表示方式 Ordering Method

SAY12 - L5 - 100 - BC - H1000B - C 4 - W 00

本體型號 Model

螺桿導程 Ball Screw Lead

05	5mm
10	10mm

行程 Stroke

50-800mm
50間隔 50 mm Pitch

馬達位置 Motor Position

BC	馬達外露 Motor Exposed
BM	馬達下折 Motor Bottom Side
BL	馬達左折 Motor Left Side
BR	馬達右折 Motor Right Side

馬達廠牌、功率 Motor Brand、Power Output

P	松下 Panasonic	100	-	B
M	三菱 Mitsubishi	200	-	
T	台達 Delta	400	-	
Y	安川 Yaskawa	750	-	
H	匯川 Inovance	1000	1000W	
		1500	1500W	
		2000	2000W	

* 红色部分马达尺寸相同
M, T, Y, H type have same motor size.
* 无刹车时不表示B
If no brake no B description.

原點感應器 Home Sensor

外掛型 Out Side	
C	馬達側 Motor Side
D	反馬達側 OppoSite Motor Side
無	SENSOR No Sensor
E	無 SENSOR No Sensor

端點極限感應器 Limit Sensor

外掛型 Out Side	
3	1只 1 Pc
4	2只 2 Pcs
無	SENSOR No Sensor
5	無 SENSOR No Sensor

驅動器 Driver

W	不含電機及驅動 Without Motor and Driver
A	脈衝型(標準型) Pulse Type (Standard)
E	EtherCAT(总線型) EtherCAT (Bus Type)
P	Profinet(总線型) Profinet (Bus Type)

電線長度 Wire

00	不带線 Without Wire
03	3米線(默認) 3 Meters (Default)
05	5米線 5 Meters
08	8米線 8 Meters

馬達外露/馬達下折
Motor Exposed / Motor Bottom Side

單位 Unit : mm

BC 馬達外露 Motor Exposed

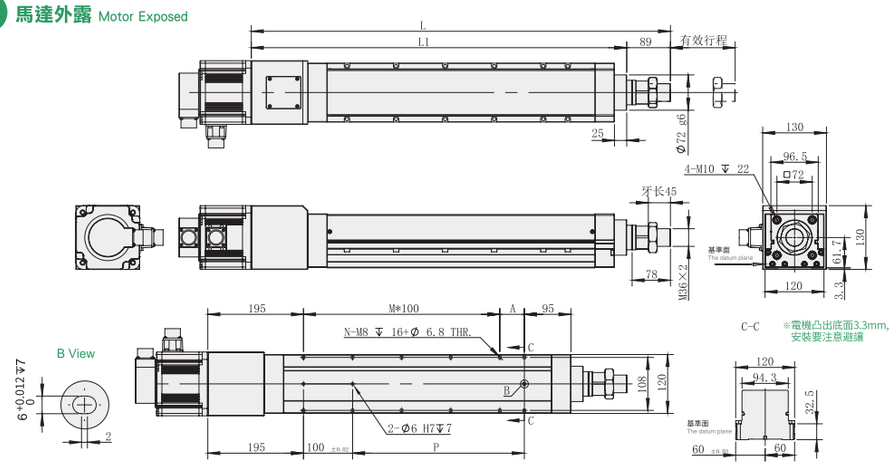

有效行程 Stroke	50	100	150	200	250	300	350	400	450	500	550	600	650	700	750	800
L	604	654	704	754	804	854	904	954	1004	1054	1104	1154	1204	1254	1304	1354
L1	515	565	615	665	715	765	815	865	915	965	1015	1065	1115	1165	1215	1265
A	100	50	100	50	100	50	100	50	100	50	100	50	100	50	100	50
M	1	2	2	3	3	4	4	5	5	6	6	7	7	8	8	9
N	6	8	8	10	10	12	12	14	14	16	16	18	18	20	20	22
P	100	150	200	250	300	350	400	450	500	550	600	650	700	750	800	850
KG	14.8	16.1	17.4	18.7	20	21.3	22.6	23.9	25.2	26.5	27.8	29.1	30.4	31.7	33	34.3

單位 Unit : mm

BM 馬達下折 Motor Bottom Side

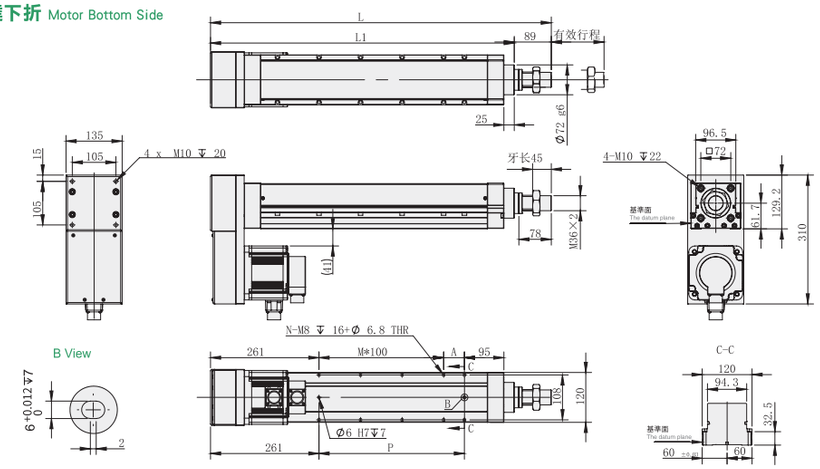

有效行程 Stroke	50	100	150	200	250	300	350	400	450	500	550	600	650	700	750	800
L	570	620	670	720	770	820	870	920	970	1020	1070	1120	1170	1220	1270	1320
L1	481	531	581	631	681	731	781	831	881	931	981	1031	1081	1131	1181	1231
A	100	50	100	50	100	50	100	50	100	50	100	50	100	50	100	50
M	0	1	1	2	2	3	3	4	4	5	5	6	6	7	7	8
N	4	6	6	8	8	10	10	12	12	14	14	16	16	18	18	20
P	100	150	200	250	300	350	400	450	500	550	600	650	700	750	800	850
KG	16.5	17.8	19.1	20.4	21.7	23	24.3	25.6	26.9	28.2	29.5	30.8	32.1	33.4	34.7	36

※馬達下折時，若選用煞車馬達，或是超出馬達總長度限制時無法套用標準 PIN 孔，如有需求請洽我司業務。
When motor with brake assembled on lower side, or the total length over than spec limit, it may not use standard pinhole. Please contact our sales department if you need more information & requirement.

馬達左折/馬達右折
Motor Left Side / Motor Right Side

單位 Unit : mm

BL 馬達左折 Motor Left Side

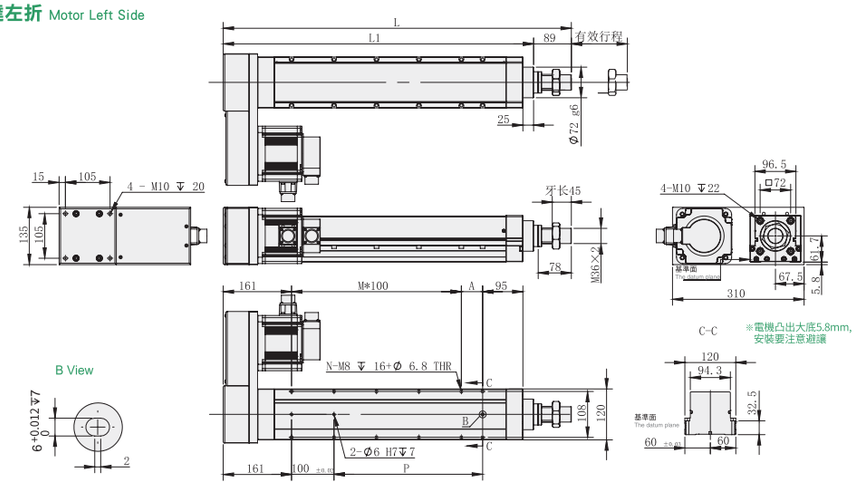

有效行程 Stroke	50	100	150	200	250	300	350	400	450	500	550	600	650	700	750	800
L	570	620	670	720	770	820	870	920	970	1020	1070	1120	1170	1220	1270	1320
L1	481	531	581	631	681	731	781	831	881	931	981	1031	1081	1131	1181	1231
A	100	50	100	50	100	50	100	50	100	50	100	50	100	50	100	50
M	1	2	2	3	3	4	4	5	5	6	6	7	7	8	8	9
N	6	8	8	10	10	12	12	14	14	16	16	18	18	20	20	22
P	100	150	200	250	300	350	400	450	500	550	600	650	700	750	800	850
KG	16.5	17.8	19.1	20.4	21.7	23	24.3	25.6	26.9	28.2	29.5	30.8	32.1	33.4	34.7	36

單位 Unit : mm

BR 馬達右折 Motor Right Side

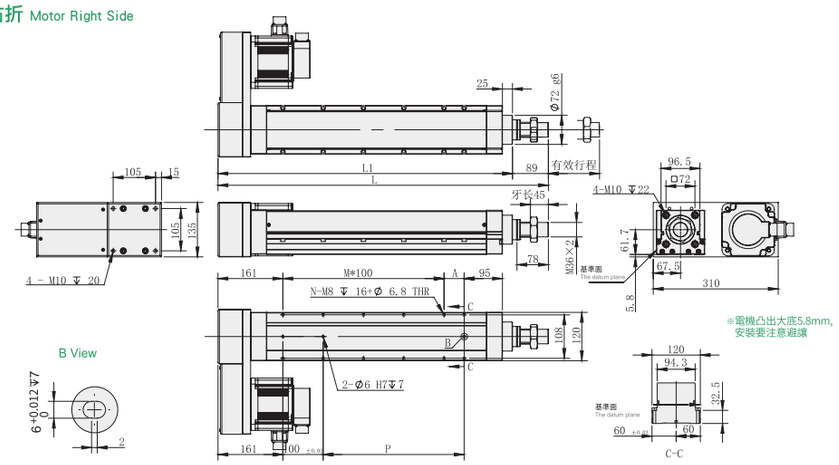

有效行程 Stroke	50	100	150	200	250	300	350	400	450	500	550	600	650	700	750	800
L	570	620	670	720	770	820	870	920	970	1020	1070	1120	1170	1220	1270	1320
L1	481	531	581	631	681	731	781	831	881	931	981	1031	1081	1131	1181	1231
A	100	50	100	50	100	50	100	50	100	50	100	50	100	50	100	50
M	1	2	2	3	3	4	4	5	5	6	6	7	7	8	8	9
N	6	8	8	10	10	12	12	14	14	16	16	18	18	20	20	22
P	100	150	200	250	300	350	400	450	500	550	600	650	700	750	800	850
KG	16.5	17.8	19.1	20.4	21.7	23	24.3	25.6	26.9	28.2	29.5	30.8	32.1	33.4	34.7	36

※馬達下折時，若選用煞車馬達，或是超出馬達總長度限制時無法套用標準 PIN 孔，如有需求請洽我司業務。
When motor with brake assembled on lower side, or the total length over than spec limit, it may not use standard pinhole. Please contact our sales department if you need more information & requirement.