SAY10 750W伺服電機 單軸/1-axis

軌道內嵌 Built-in Guideway | 螺桿驅動 Ball Screw Drive



此圖僅供參考，出貨規格詳見尺寸圖面
The picture is just for the reference. Please check the the actual dimensions on the drawing.

最大行程 Maximum Stroke 800mm | 最高速度 Maximum Speed 1000mm/s | 馬達容量 Motor Output 750W | 滾珠螺桿 Ball Screw ⌀16mm

型號表示方式 Ordering Method

SAY10 - L5 - 100 - BC - H750B - C 4 - W 00

本體型號 Model

螺桿導程 Ball Screw Lead

05	5mm
10	10mm
20	20mm

行程 Stroke

50-800mm
50間隔 50 mm Pitch

馬達位置 Motor Position

BC	馬達外露 Motor Exposed
BM	馬達下折 Motor Bottom Side
BL	馬達左折 Motor Left Side
BR	馬達右折 Motor Right Side

馬達廠牌、功率 Motor Brand、Power Output

P	松下 Panasonic	100	-	B
M	三菱 Mitsubishi	200	-	
T	台達 Delta	400	-	
Y	安川 Yaskawa	750	750W	
H	匯川 Inovance	1000	-	
		1500	-	
		2000	-	

* 红色部分马达尺寸相同
M, T, Y, H type have same motor size.
* 无刹车时不表示B
If no brake no B description.

原點感應器 Home Sensor

	外掛型 Out Side
C	馬達側 Motor Side
D	反馬達側 OppoSite Motor Side
無	SENSOR No Sensor
E	無 SENSOR No Sensor

端點極限感應器 Limit Sensor

	外掛型 Out Side
3	1只 1 Pc
4	2只 2 Pcs
無	SENSOR No Sensor
5	無 SENSOR No Sensor

驅動器 Driver

W	不含電機及驅動 Without Motor and Driver
A	脈衝型(標準型) Pulse Type (Standard)
E	EtherCAT(总線型) EtherCAT (Bus Type)
P	Profinet(总線型) Profinet (Bus Type)

電線長度 Wire

00	不带線 Without Wire
03	3米線(默認) 3 Meters (Default)
05	5米線 5 Meters
08	8米線 8 Meters

基本仕樣 Specification

規格 Spec	位置重複精度 Repeatability (mm)		±0.01		
	螺桿導程 Ball Screw Lead (mm)		5	10	20
	最高速度 Maximum Speed (mm/s)		250	500	1000
	最大可搬重量 Maximum Payload	水平使用 Horizontal (kg) (註1)	110	88	40
		垂直使用 Vertical (kg)	33	22	10
	定格推力 Rated Thrust (N)		2560	1280	640
	標準行程 Stroke Pitch (mm)		50-800mm/50間隔 50 mm Pitch		
部品 Parts	AC伺服馬達容量 AC Servo Motor Output (W)		750		
	滾珠螺桿外徑 Ball Screw Ø (mm)		C7 ϕ 16		
	連軸器 Coupling (mm)		10X19		
	原點感應器 Home Sensor	外掛 Outside	兩線制		

出力軸變形量 Shaft Output Deformation Value

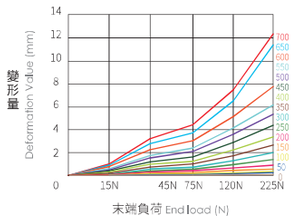

* 此圖表為參考值。
This form is only reference values.

※行程超過750時，會產生螺桿偏擺，此時請將速度調降。
When the stroke is over 750mm, the run-out of the ballscrew will occur.
We recommend to low down the working speed under this circumstances.
※馬達加減速設定0.2秒。
Acceleration and deacceleration value is set 0.2 second.
註1:此荷重條件外部需搭配輔助滑軌以承受徑向負載。
When the stroke is over 300mm, the run-out of the ballscrew will occur.

感應器接線圖<原點極端點> Sensor Layout

一般性負載：如繼電器或其它之電阻性負載
General load : Such as relay or other resistive load

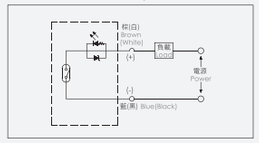

可程式控制器接線圖
Programmable controller connection diagram

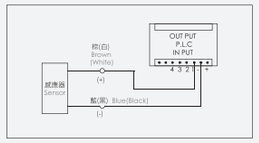

允許安裝負載 Allowable installation load

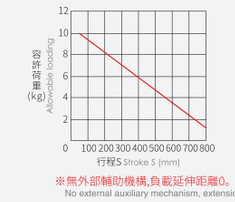

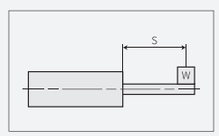

※無外部輔助機構,負載延伸距離0。
No external auxiliary mechanism, extension distance of load = 0.

出力桿的防止迴轉精度 Anti-rotating Accuracy of Rod

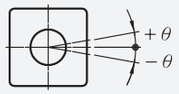

防止迴轉精度 θ Anti-rotating accuracy
±0°

※使用時請避免活塞桿承受迴轉扭力，因為有可能會造成防轉塊變形，導致自動開關反應異常，內部滑軌變形，進而造成增加作動阻抗。
Avoid using the electric actuator in such a way that rotational torque would be applied to the piston rod. This may cause deformation of the Anti-rotating guide, abnormal responses of the auto switch, play in the internal guide or an increase in the sliding resistance.

垂直安裝負載 Load in vertical installation

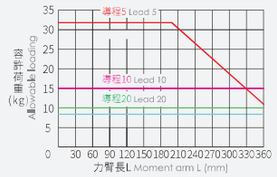

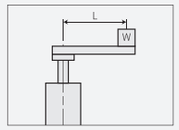

※計算條件:3000rpm/min , 加減速0.2s 。
Calculation conditions: 3000 rpm / min, acceleration and deceleration: 0.2s.

搭配伺服馬達一覽表 Suitable Motor Brand

廠牌 Brand	馬達記號 Mark	煞車有無 Brake	馬達容量 Watt	電源電壓 AC-Voltage	伺服馬達型號 Motor Model	驅動器型號 Driver Model
三菱 Mitsubishi	M	無煞車(水平仕樣) No Brake (Horizontal Type)	750	220	HG-KN73J-S100	MR-JE-70A
		有煞車(垂直仕樣) With Brake (Vertical Type)	750	220	HG-KN73BJ-S100	MR-JE-70A
松下 Panasonic	P	無煞車(水平仕樣) No Brake (Horizontal Type)	750	220	MHMF082L1U2M	MCDLN35SE
		有煞車(垂直仕樣) With Brake (Vertical Type)	750	220	MHMF082L1V2M	MCDLN35SE
台達 Delta	T	無煞車(水平仕樣) No Brake (Horizontal Type)	750	220	ECM-B3M-C20807RS1	ASD-B3-0721-L
		有煞車(垂直仕樣) With Brake (Vertical Type)	750	220	ECM-B3M-C20807SS1	ASD-B3-0721-L

馬達外露/馬達下折
Motor Exposed / Motor Bottom Side

單位 Unit : mm

BC 馬達外露 Motor Exposed

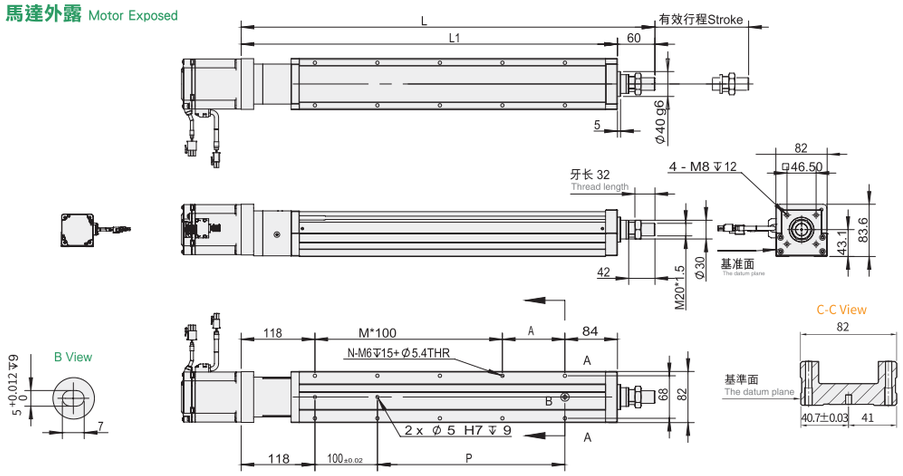

有效行程 Stroke	50	100	150	200	250	300	350	400	450	500	550	600	650	700	750	800
L	412	462	512	562	612	662	712	762	812	862	912	962	1012	1062	1112	1162
L1	352	402	452	502	552	602	652	702	752	802	852	902	952	1002	1052	1102
A	50	100	50	100	50	100	50	100	50	100	50	100	50	100	50	100
M	1	1	2	2	3	3	4	4	5	5	6	6	7	7	8	8
N	6	6	8	8	10	10	12	12	14	14	16	16	18	18	20	20
P	50	100	150	200	250	300	350	400	450	500	550	600	650	700	750	800
KG	4.91	5.29	5.7	6	6.35	6.68	7	7.35	7.64	7.97	8.41	8.71	9.12	9.41	9.65	9.96

單位 Unit : mm

BM 馬達下折 Motor Bottom Side

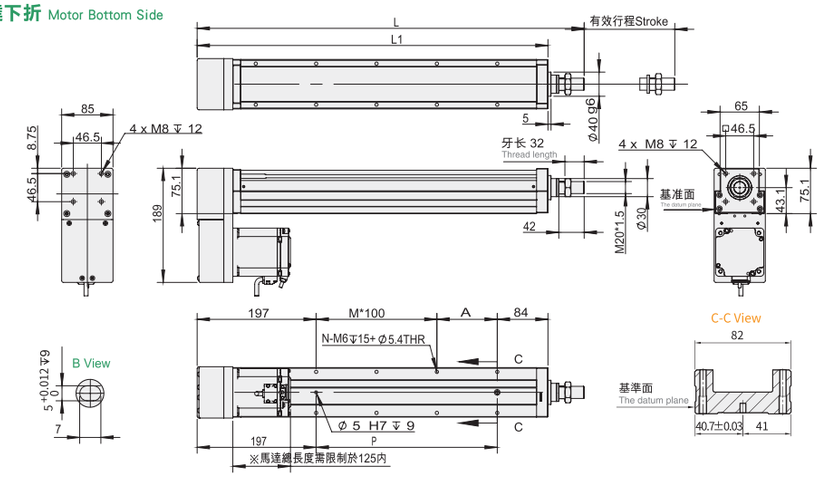

有效行程 Stroke	50	100	150	200	250	300	350	400	450	500	550	600	650	700	750	800
L	391	441	491	541	591	641	691	741	791	841	891	941	991	1041	1091	1141
L1	331	381	431	481	531	581	631	681	731	781	831	881	931	981	1031	1081
A	50	100	50	100	50	100	50	100	50	100	50	100	50	100	50	100
M	1	1	2	2	3	3	4	4	5	5	6	6	7	7	8	8
N	4	4	6	6	8	8	10	10	12	12	14	14	16	16	18	18
P	50	100	150	200	250	300	350	400	450	500	550	600	650	700	750	800
KG	6.13	6.51	6.92	7.27	7.57	7.9	8.22	8.57	8.86	9.19	9.63	9.93	10.34	10.63	10.87	11.18

※馬達下折時，若選用煞車馬達，或是超出馬達總長度限制時無法套用標準 PIN 孔，如有需求請洽我司業務。
When motor with brake assembled on lower side, or the total length over than spec limit, it may not use standard pinhole. Please contact our sales department if you need more information & requirement.

馬達左折/馬達右折
Motor Left Side / Motor Right Side

單位 Unit : mm

BL 馬達左折 Motor Left Side

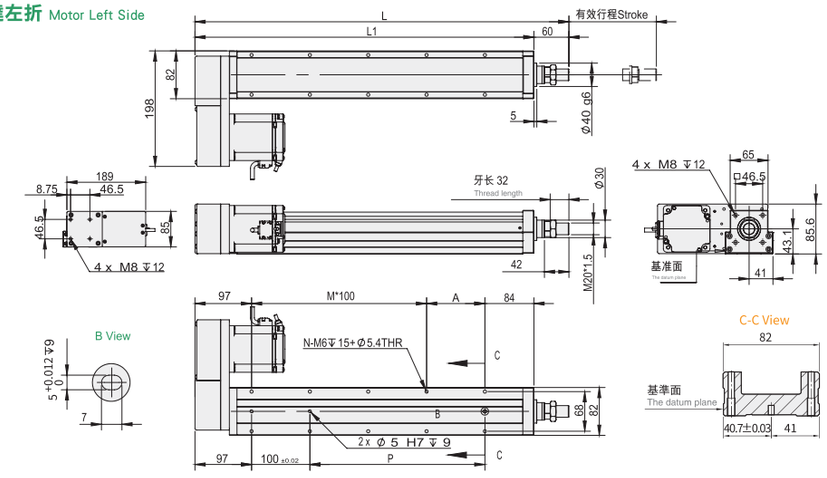

有效行程 Stroke	50	100	150	200	250	300	350	400	450	500	550	600	650	700	750	800
L	391	441	491	541	591	641	691	741	791	841	891	941	991	1041	1091	1141
L1	331	381	431	481	531	581	631	681	731	781	831	881	931	981	1031	1081
A	50	100	50	100	50	100	50	100	50	100	50	100	50	100	50	100
M	1	1	2	2	3	3	4	4	5	5	6	6	7	7	8	8
N	4	4	6	6	8	8	10	10	12	12	14	14	16	16	18	18
P	50	100	150	200	250	300	350	400	450	500	550	600	650	700	750	800
KG	6.13	6.51	6.92	7.27	7.57	7.9	8.22	8.57	8.86	9.19	9.63	9.93	10.34	10.63	10.87	11.18

單位 Unit : mm

BR 馬達右折 Motor Right Side

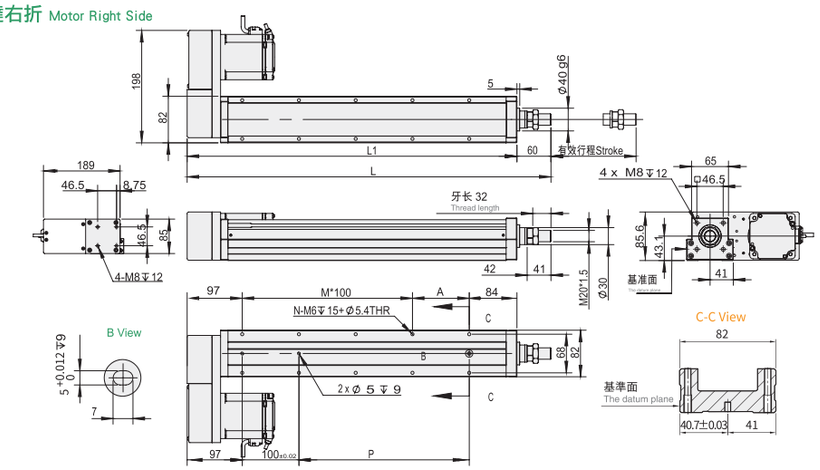

有效行程 Stroke	50	100	150	200	250	300	350	400	450	500	550	600	650	700	750	800
L	391	441	491	541	591	641	691	741	791	841	891	941	991	1041	1091	1141
L1	331	381	431	481	531	581	631	681	731	781	831	881	931	981	1031	1081
A	50	100	50	100	50	100	50	100	50	100	50	100	50	100	50	100
M	1	1	2	2	3	3	4	4	5	5	6	6	7	7	8	8
N	4	4	6	6	8	8	10	10	12	12	14	14	16	16	18	18
P	50	100	150	200	250	300	350	400	450	500	550	600	650	700	750	800
KG	6.13	6.51	6.92	7.27	7.57	7.9	8.22	8.57	8.86	9.19	9.63	9.93	10.34	10.63	10.87	11.18

※馬達下折時，若選用煞車馬達，或是超出馬達總長度限制時無法套用標準 PIN 孔，如有需求請洽我司業務。
When motor with brake assembled on lower side, or the total length over than spec limit, it may not use standard pinhole. Please contact our sales department if you need more information & requirement.